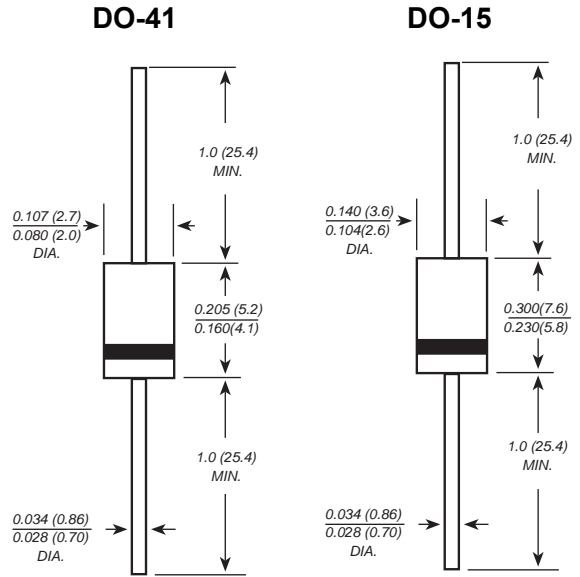


Features

1. The plastic package carries Underwriters Laboratory Flammability Classification 94V-0
2. Construction utilizes void-free molded plastic technique Low reverse leakage
3. High forward surge current capability
4. High temperature soldering guaranteed: 250°C/10 seconds, 0.375" (9.5mm) lead length, 5 lbs. (2.3kg) tension

Mechanical Data

Case : JEDEC DO-41/DO-15 Molded plastic body
Terminals : Solder plated, solderable per MIL-STD-750, Method 2026
Polarity : Polarity symbol marking on body
Mounting Position : Any
Weight : 0.012 ounce, 0.33 grams(DO-41)
 0.014 ounce, 0.40 grams(DO-15)



Dimensions in inches and (millimeters)

Maximum Ratings And Electrical Characteristics

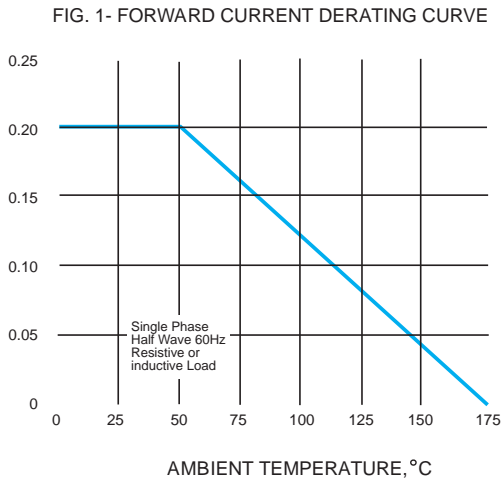
Ratings at 25°C ambient temperature unless otherwise specified. Single phase half-wave 60Hz, resistive or inductive load, for capacitive load current derate by 20%.

Parameter	SYMBOLS	R2500	R3000	R4000	R5000	UNITS
		R2500	R3000	R4000	R5000	
Marking Code						
Maximum repetitive peak reverse voltage	V_{RRM}	2500	3000	4000	5000	V
Maximum RMS voltage	V_{RMS}	1750	2100	2800	3500	V
Maximum DC blocking voltage	V_{DC}	2500	3000	4000	5000	V
Maximum average forward rectified current 0.375" (9.5mm) lead length (see fig. 1)	$I_{(AV)}$	0.2				A
Peak forward surge current 8.3ms single half sine-wave superimposed on rated load (JEDEC Method)	I_{FSM}	30.0				A
Maximum instantaneous forward voltage at 0.2A	V_F	2.0	4.0	5.0		V
Maximum DC reverse current $T_A=25^\circ\text{C}$ at rated DC blocking voltage $T_A=100^\circ\text{C}$	I_R	5.0 50.0				μA
Typical junction capacitance (NOTE 1)	C_J	15.0				pF
Typical thermal resistance (NOTE 2)	$R_{\theta JA}$	50.0				$^\circ\text{C/W}$
Operating junction and storage temperature range	T_J, T_{STG}	-65 to +175				$^\circ\text{C}$

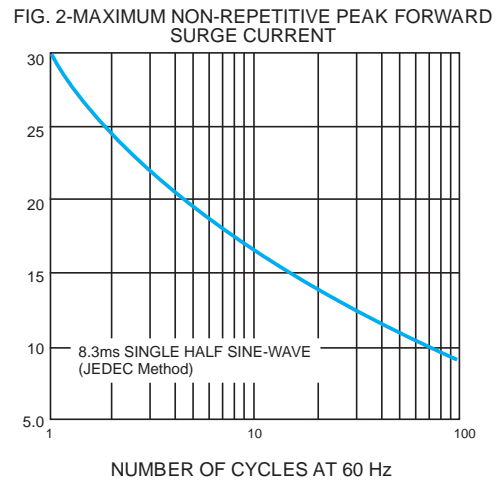
Note: 1. Measured at 1MHz and applied reverse voltage of 4.0V D.C.
 2. Thermal resistance from junction to ambient at 0.375" (9.5mm) lead length, P.C.B. mounted

Ratings And Characteristic Curves

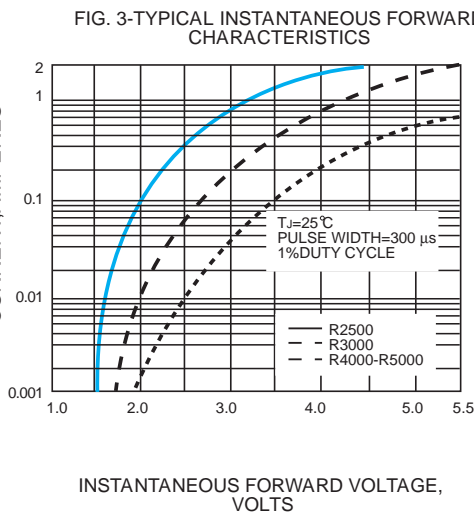
AVERAGE FORWARD RECTIFIED CURRENT,
AMPERES



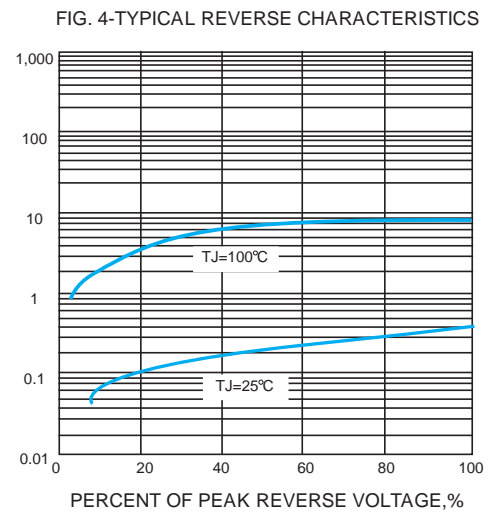
PEAK FORWARD SURGE CURRENT,
AMPERES



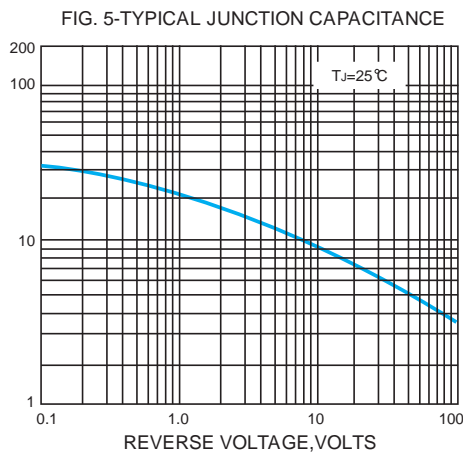
INSTANTANEOUS FORWARD CURRENT, AMPERES



INSTANTANEOUS REVERSE CURRENT,
MICROAMPERES



JUNCTION CAPACITANCE, pF



TRANSIENT THERMAL IMPEDANCE,
°C/W

